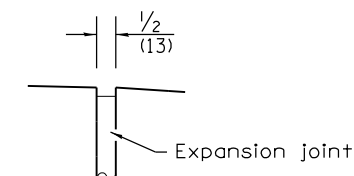
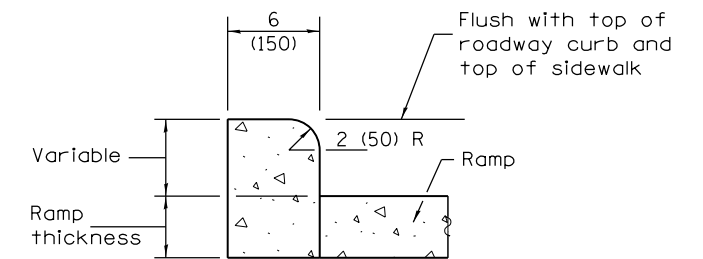


**SECTION B-B**

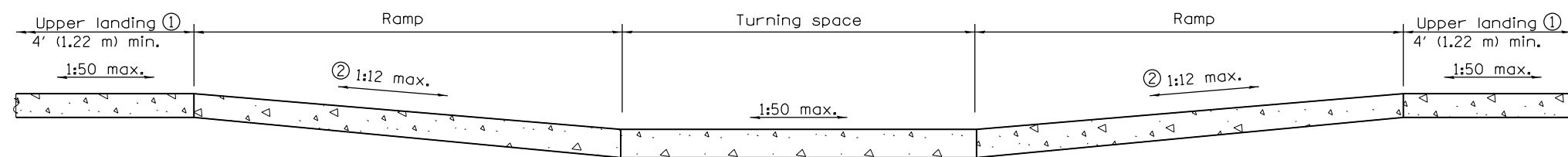


**DETAIL A**



**SIDE CURB DETAIL**

**CORNER PARALLEL CURB RAMP**



**SECTION A-A**

- ① Upper landing(s) not required for ramp slopes flatter than 1:20.
- ② The running slope of the curb ramp shall not require the ramp length to exceed 15' (4.5 m).

**GENERAL NOTES**

All slope ratios are expressed as units of vertical displacement to units of horizontal displacement (V:H).

Where the turning space is constrained on a side opposite a ramp, the minimum length of the turning space in the direction of the ramp-run shall be 5' (1.52 m).

Where 1:50 maximum slope is shown, 1:64 is preferred.

See Standard 606001 for details of depressed curb adjacent to curb ramp.

All dimensions are in inches (millimeters) unless otherwise shown.

Illinois Department of Transportation

PASSED January 1, 2015

Michael Beard  
ENGINEER OF POLICY AND PROCEDURES

APPROVED January 1, 2015

ENGINEER OF DESIGN AND ENVIRONMENT

ISSUED 1-1-12

DATE	REVISIONS
1-1-15	Changed 'Lower landing' to 'Turning space'. Added x-walk markings. Added note ②.
1-1-13	Revised General Notes.

**CORNER PARALLEL CURB RAMPS FOR SIDEWALKS**

**STANDARD 424011-02**