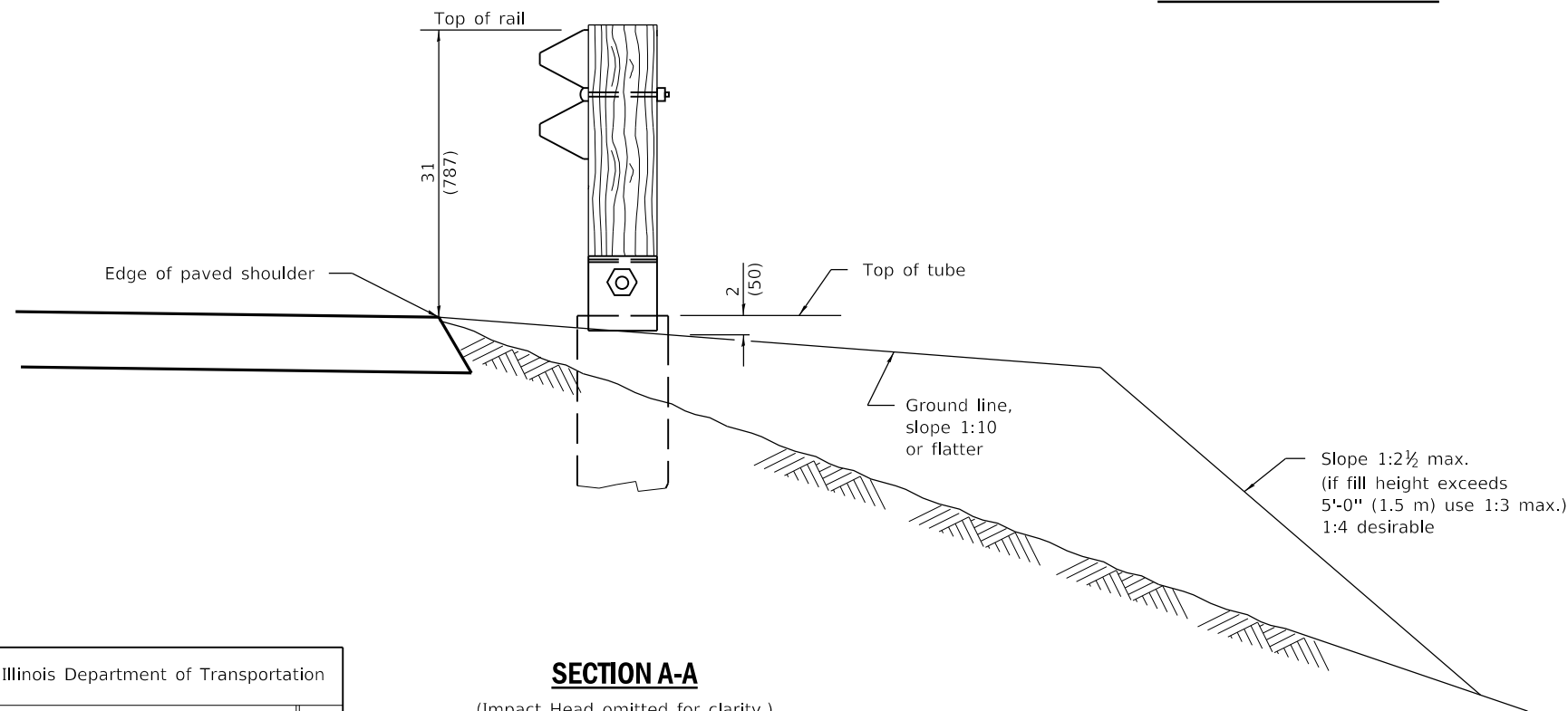


**SHOULDER WIDENING TRANSITION  
FOR TANGENT TERMINAL**

Beginning length of need point varies by manufacturer. Typically occurs between posts 1 and 3.



**SECTION A-A**

(Impact Head omitted for clarity.)

**GENERAL NOTES**

All slope ratios are expressed as units of vertical displacement to units of horizontal displacement (V:H).

All dimensions are in inches (millimeters) unless otherwise shown.

DATE	REVISIONS
1-1-19	Removed pay limits. Revised notes regarding the taper/flare and length of need point.
1-1-18	Omitted posts from 'Pay limits of other type'.

**SHOULDER WIDENING FOR  
TYPE 1 (SPECIAL)  
GUARDRAIL TERMINALS**

(Sheet 1 of 2)

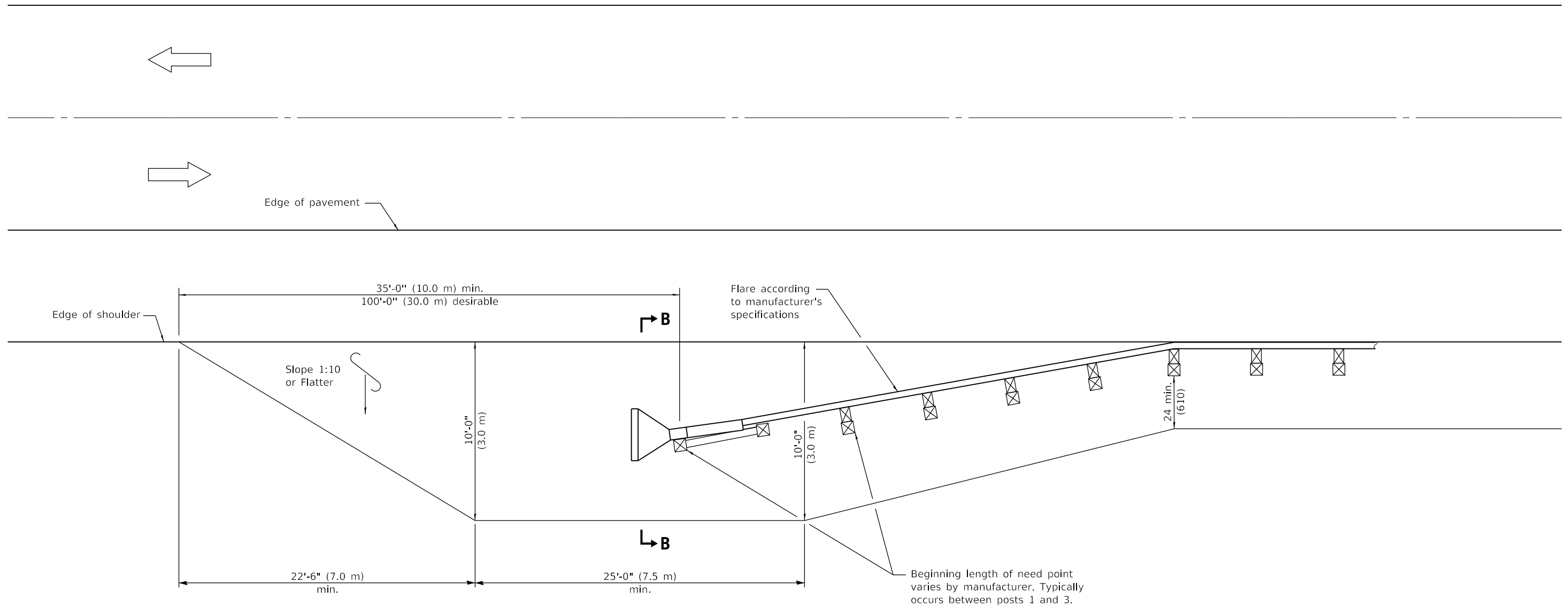
**STANDARD 630301-09**

Illinois Department of Transportation

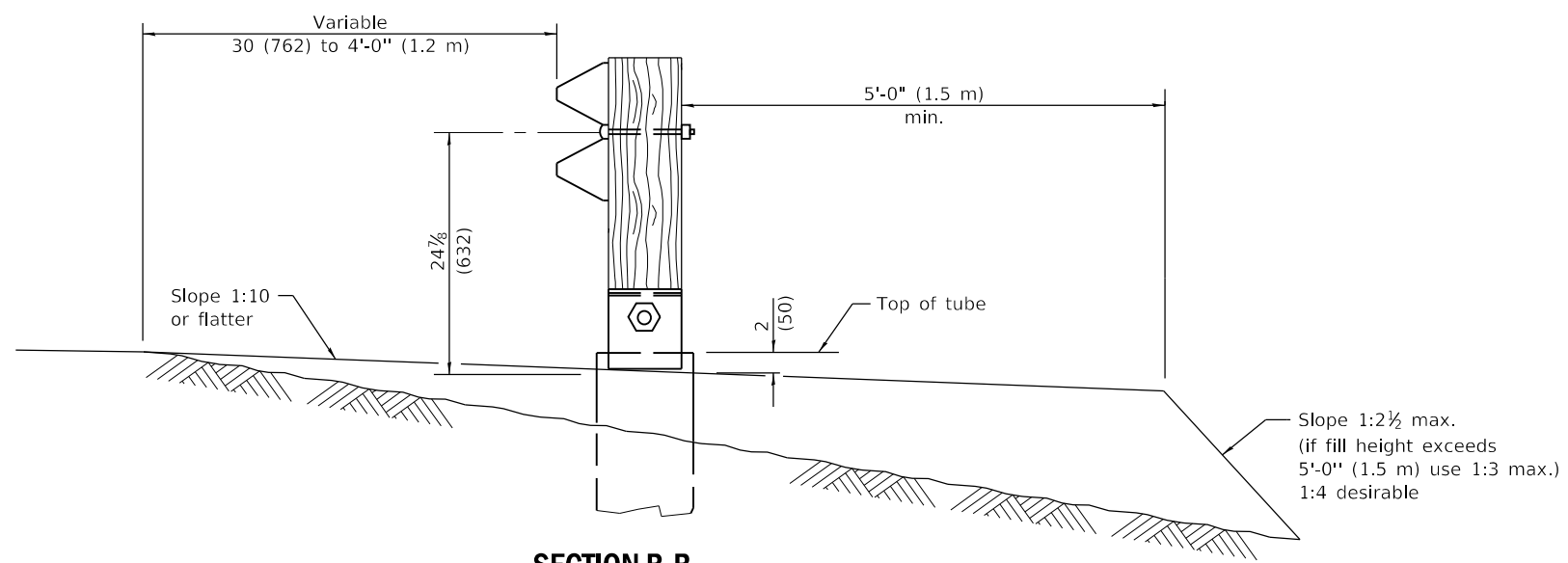
PASSED January 1, 2019  
*Michael Bond*  
ENGINEER OF POLICY AND PROCEDURES

APPROVED January 1, 2019  
*John E. ...*  
ENGINEER OF DESIGN AND ENVIRONMENT

ISSUED 1-1-00



**SHOULDER WIDENING TRANSITION  
FOR FLARED TERMINAL**



**SECTION B-B**  
(Impact Head omitted for clarity.)

**SHOULDER WIDENING FOR  
TYPE 1 (SPECIAL)  
GUARDRAIL TERMINALS**  
(Sheet 2 of 2)

**STANDARD 630301-09**

Illinois Department of Transportation

PASSED January 1, 2019  
*Michael Bond*  
ENGINEER OF POLICY AND PROCEDURES

APPROVED January 1, 2019  
*John E. Elger*  
ENGINEER OF DESIGN AND ENVIRONMENT

ISSUED 1-1-00