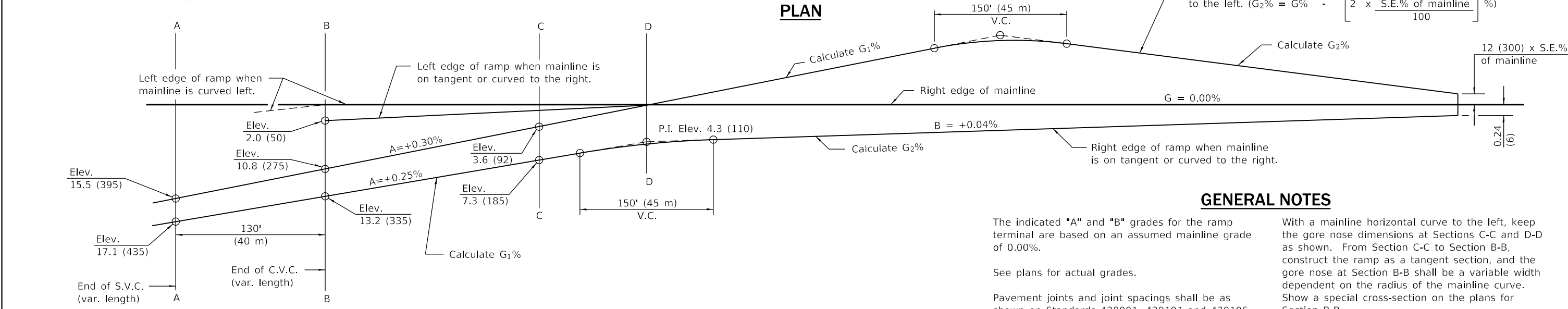


PLAN



PROFILE

GENERAL NOTES

- The indicated "A" and "B" grades for the ramp terminal are based on an assumed mainline grade of 0.00%.
- See plans for actual grades.
- Pavement joints and joint spacings shall be as shown on Standards 420001, 420101 and 420106.
- See Standard 483001 for ramp shoulder details.
- Between Sections A-A and B-B (shaded area), provide a drainage swale and flush inlet to enhance drainage.
- When using grades expressed in %, the grade value shall be divided by 100 to obtain vertical offsets.
- When using a radius R1 less than the minimum, verify the required acceleration length will be provided.
- With a mainline horizontal curve to the left, keep the gore nose dimensions at Sections C-C and D-D as shown. From Section C-C to Section B-B, construct the ramp as a tangent section, and the gore nose at Section B-B shall be a variable width dependent on the radius of the mainline curve. Show a special cross-section on the plans for Section B-B.
- With a mainline horizontal curve to the right, keep the gore nose dimensions at Sections D-D, C-C, and B-B as shown, and the edge of the ramp between Sections C-C and B-B is constructed as a compound curve tying Section C-C.
- All dimensions are in inches (millimeters) unless otherwise shown.

DATE	REVISIONS
1-1-22	Revised General Note for joints and joint spacing.
1-1-18	Changed tie bar spacing to 36 (900) cts.

ENTRANCE RAMP TERMINAL
(JOINTED PCC RAMP PAVEMENT
ADJACENT TO CRC MAINLINE PAVEMENT)

(Sheet 1 of 2)

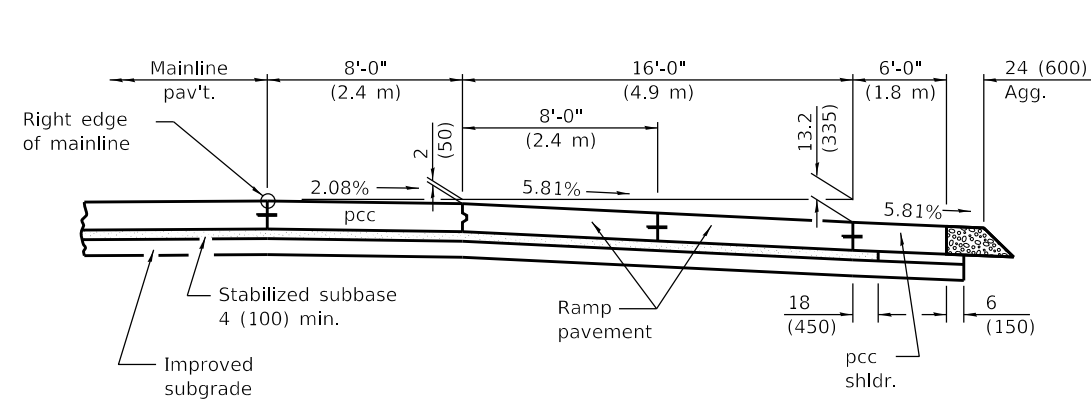
STANDARD 420206-13

Illinois Department of Transportation

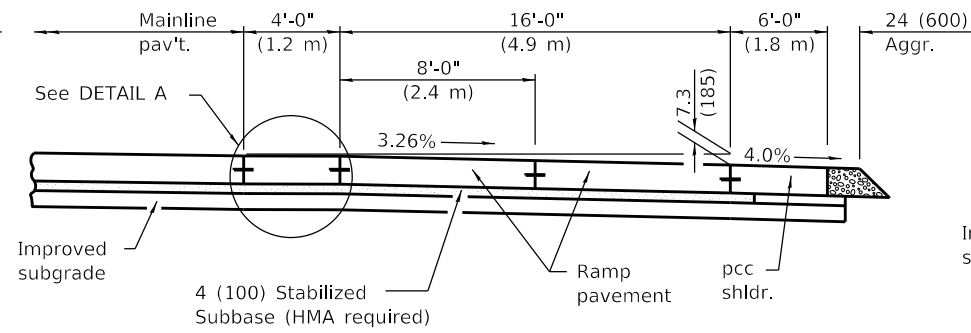
PASSED January 1, 2022
Michael Beard
ENGINEER OF POLICY AND PROCEDURES

APPROVED January 1, 2022
John C. ...
ENGINEER OF DESIGN AND ENVIRONMENT

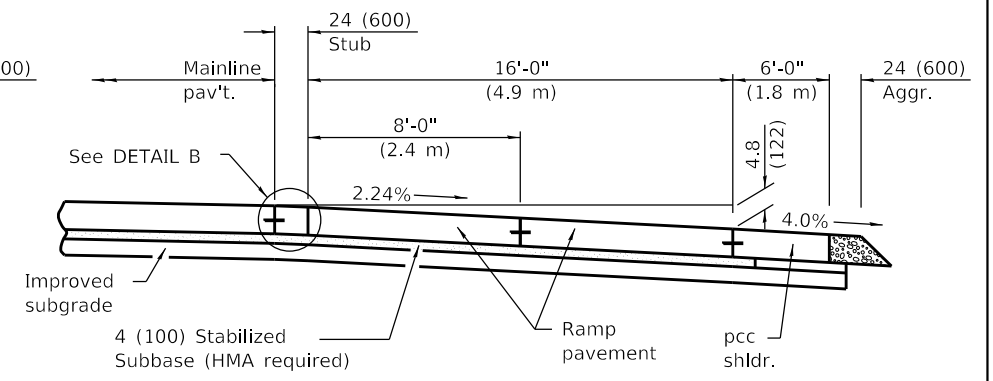
ISSUED 1-1-97



SECTION B-B

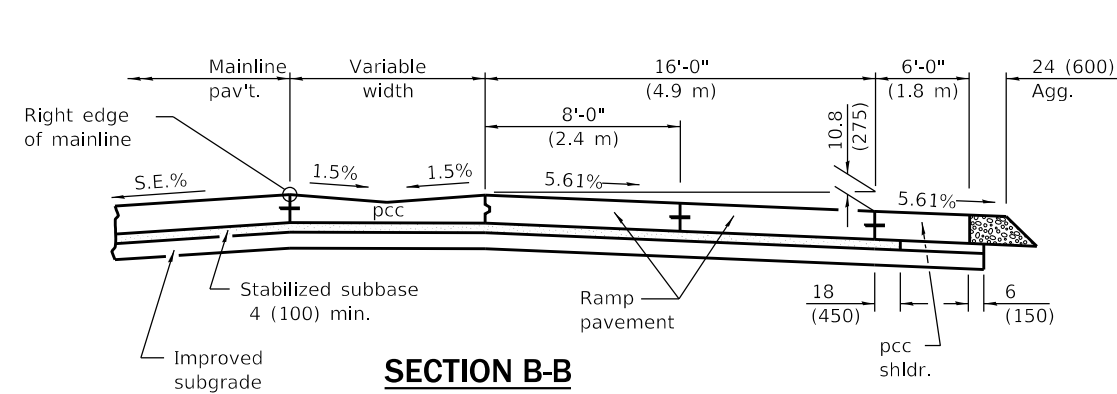


SECTION C-C

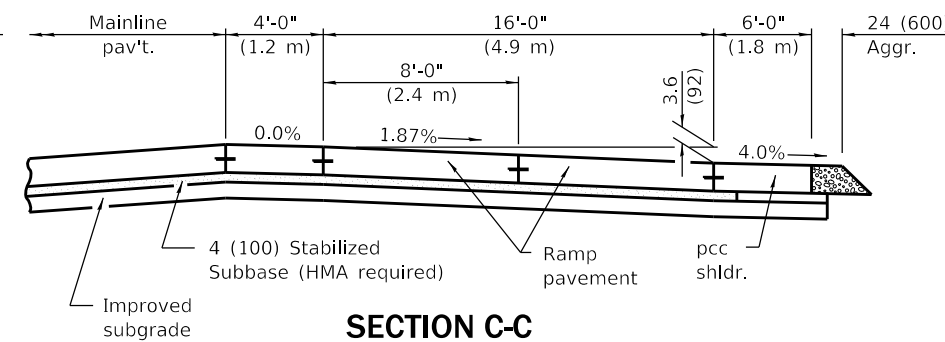


SECTION D-D

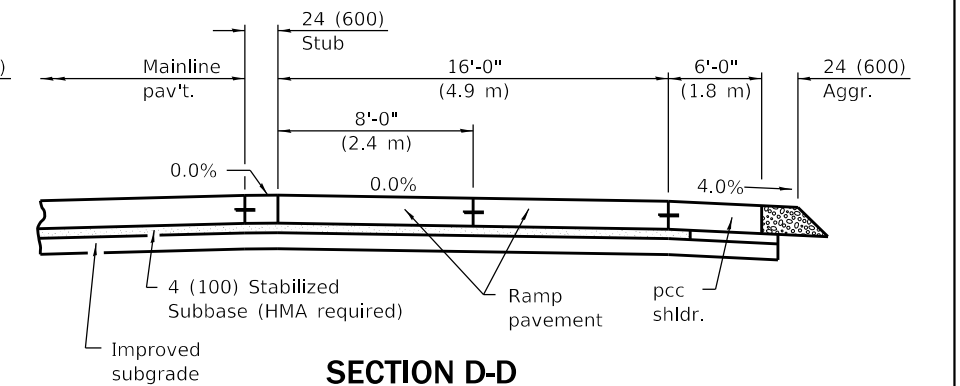
CROSS SECTIONS WHEN MAINLINE IS ON TANGENT OR CURVED TO THE RIGHT



SECTION B-B

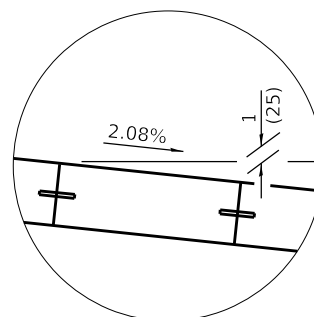


SECTION C-C

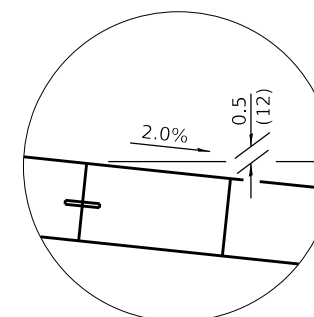


SECTION D-D

CROSS SECTIONS WHEN MAINLINE IS CURVED TO THE LEFT



DETAIL A



DETAIL B

Illinois Department of Transportation

PASSED January 1, 2022

Michael Beard
ENGINEER OF POLICY AND PROCEDURES

APPROVED January 1, 2022

John C. ...
ENGINEER OF DESIGN AND ENVIRONMENT

ISSUED 1-1-97

ENTRANCE RAMP TERMINAL
(JOINTED PCC RAMP PAVEMENT
ADJACENT TO CRC MAINLINE PAVEMENT)

(Sheet 2 of 2)

STANDARD 420206-13