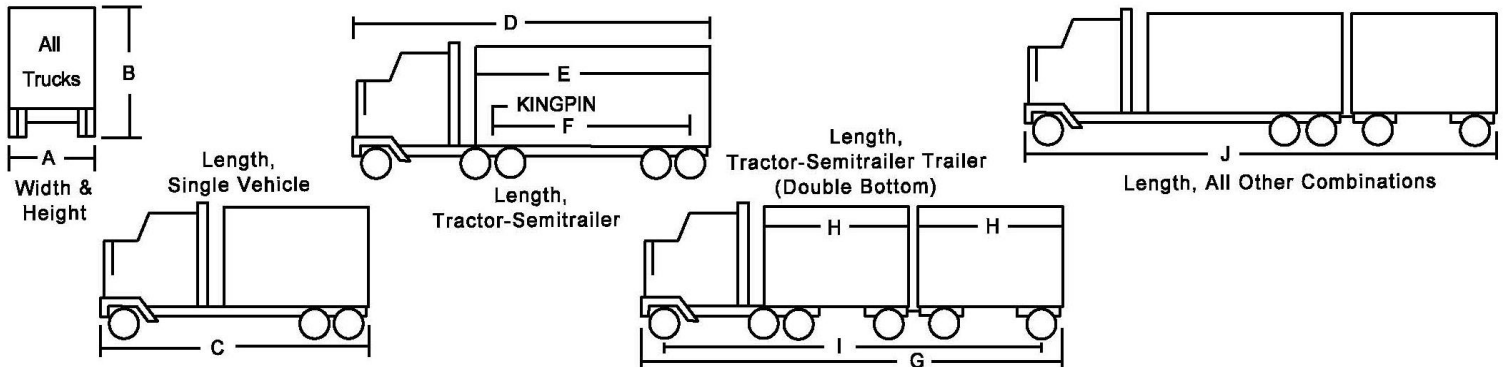


TABLE I: Maximum legal dimensions of motor vehicles



TYPE OF HIGHWAY OR STREET *9	MAXIMUM LEGAL DIMENSIONS										MAXIMUM WEIGHTS		
	A	B	C *3	D	E	F *4 & *5	G	H	I	J	Single Axle	Tandem Axle *1	Gross/Bridge
Class I	8'6"	13'6"	42'	N.S.	53'	45'6"	N.S.	28'6"	N.S.	N.S.	20,000	34,000	*2
Class II	8'6"	13'6"	42'	N.S.	53'	45'6"	N.S.	28'6"	65'	N.S.	20,000	34,000	*2
Non-Designated Highway	8'6"	13'6"	42'	65'	53'	42'6"	60'	N.S.	N.S.	60'	20,000	34,000	*2
Special Haul Vehicles (SHVs) on all Above Categories *6	8'6"	13'6"	42'	*7	N.S.	N.S.	N.S.	N.S.	N.S.	60'	20,000	34,000	*8

N.S. indicates legal dimension is not specified

Notes:

- *1 Tandem is defined as any two or more single axles whose centers are more than 40 inches and not more than 96 inches apart, measured to the nearest inch between extreme axles.
- *2 See Table II for maximum gross/bridge weight based on the Federal Bridge Formula.
- *3 The following exceptions to this length requirements when on any highway of this State: Chartered or regulated route buses (Max 45'); motor home (Max 45').
- *4 Limits apply to semitrailers longer than 48 feet.
- *5 Limit shall not apply to trailers or semitrailers used for the transport of livestock, as defined by Section 18b-101 of the Illinois Vehicle Code (the Code).
- *6 See Table III for more information on SHV stickers. Illinois Secretary of State 217-785-1800 x0 issues all SHV stickers.
- *7 Lengths for SHVs change according to the SHV obtained.
- *8 See Table II for maximum gross/bridge weight based on the Federal Bridge Formula and Table III for Special Axle and Gross Weight Allowances for SHVs.
- *9 Streets or highways are designated by the Department or local officials having jurisdiction.
- 10 Permits may be issued for overdimensional objects and vehicles if they have been reasonably disassembled. Multiple objects loaded side-by-side, end to end, or on top of each other may not cause the overdimension.

Exceptions to WIDTH Requirements shown above

- Width limitations do not include certain safety devices approved by the Illinois Department of Transportation (the Department).
- Width limitations do not apply to vehicles loaded with Implements of Husbandry, as defined in section 5/1-130 of the Code, and shall travel during hours of 1/2 hour before sunrise and 1/2 hour after sunset.
- Width limitations for loads of hay, straw or other similar farm products is 12', and shall travel during the hours of 1/2 hour before sunrise and 1/2 hour after sunset.
- A recreational vehicle may exceed width limitations if the excess width is attributed to appurtenances that extend 6" or less beyond either side of the vehicle body.

Exceptions to LENGTH Requirements shown on page 1:

- Vehicles operated in the daytime, except on Saturdays, Sundays, or legal holidays, when transporting poles, pipes, machinery, or other objects of a structural nature that cannot readily be dismembered, provided the overall length of vehicle and load may not exceed 100 feet and no object may exceed 80 feet in length unless a permit is obtained. "legal holiday" means any of the following days: New Year's Day; Memorial Day; Independence Day; Labor Day; Thanksgiving Day; and Christmas Day.
- Vehicles and loads operated by a public utility while en route to make emergency repairs to public service facilities or properties are exempt from length limitations, provided that during night operations every vehicle and its load must be equipped with a sufficient number of clearance lamps on both sides and marker lamps on the extreme ends of any projecting load to clearly mark the dimensions of the load.
- Conventional transporters designed to transport motor vehicles or boats, traveling on Class I or II State routes may not exceed 65 feet in overall length. This length limitation is inclusive of front and rear bumpers but excludes the overhang of the transport vehicle which shall not extend more than 4 feet beyond the foremost part of the transporting vehicle and the load upon the rear transporting vehicle shall not extend more than 6 feet beyond the rear of the bed or body of the vehicle. The maximum overall length on all other streets and highways is 60 feet.
- Stinger-steered semitrailer vehicles designed to transport motor vehicles or boats, traveling on Class I or II State routes may not exceed 80 feet in overall length. This length limitation is inclusive of front and rear bumpers but excludes the overhang of the transport vehicle which shall not extend more than 4 feet beyond the foremost part of the transporting vehicle and the load upon the rear transporting vehicle shall not extend more than 6 feet beyond the rear of the bed or body of the vehicle. The maximum overall length on all other streets and highways is 60 feet.
- See section 625 ILCS 5/15-107 of the code for additional length limitations for moving new or used trailers and recreational vehicles.

Access rules for Combinations of Vehicles in regards to LENGTH:

- 1 Except as provided in number two below, combinations of vehicles over 65 feet in length, with no overall length limitation except as provided in sections 625 ILCS 5/15-107 (d) and (e) of the Code, are allowed access as follows:
 - a. From a Class I highway onto any street or highway for a distance of one highway mile for the purpose of loading, unloading, food, fuel, repairs, and rest, provided there is no sign prohibiting that access.
 - b. From a Class I or Class II highway onto any non-designated highway for a distance of 5 highway miles for the purpose of loading, unloading, food, fuel, repairs and rest if:
 - I. there is no sign prohibiting that access; and
 - II. the route is not being used as a thoroughfare between Class I or Class II highways.
- 2 Combinations of vehicles over 65 feet in length operated by household goods carriers or towaway trailers transporter combinations, with no overall length limitations except as provided in sections 625 ILCS 5/15-107 (d) and (e) of the Code, have unlimited access to points of loading, unloading, or delivery to or from a manufacturer, distributor or dealer.

Notes: TABLE II shown on page 3

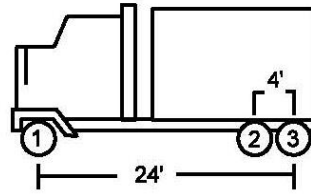
- 1 Measured to the nearest foot between the extremes of any group of two or more consecutive axles.
- 2 Gross weights for 5 and 6 axles applicable only to a combination of vehicles.
- 3 Two consecutive sets of tandems may carry 34,000 pounds each providing the overall distance between the first and last axles of such consecutive sets of tandems is 36 feet or more.
- 4 If the distance between the centers of the first and third axles in a group of consecutive axles does not exceed 96 inches, the group is a tandem.
- 5 Maximum single axle 20,000 pounds; maximum tandem 34,000 pounds.
- 6 Combinations of vehicles designated as special haul vehicles which include a semitrailer manufactured prior to the model year 2014 and first registered in Illinois prior to January 1, 2015 having five axles with a distance of 42 feet or less between extreme axles may have a gross weight of 72,000 pounds provided the weight shall not exceed 20,000 pounds on a single axle or 34,000 pounds on a tandem. For such combinations manufactured subsequent to September 9, 1986, the minimum distance between the first and last axles of the two sets of tandems must be 18 feet 6 inches or more.
- 7 Permits may be issued for an overweight load providing it consists of one object that cannot be reasonably dismantled or disassembled.

TABLE II: Maximum gross weight for vehicles on all highways (unless otherwise posted). Based on federal bridge formula. All special conditions and exceptions are not included on this form.

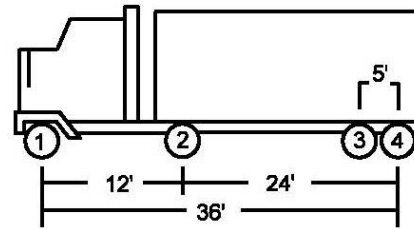
Maximum load in pounds on any 2 or more consecutive axles

Maximum loading for typical vehicles
Vehicle or Combination Maximum Weight - Pounds

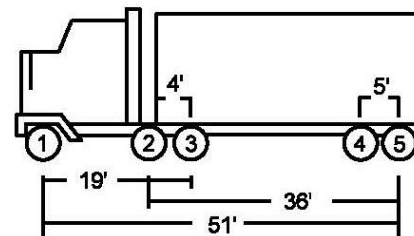
Distance	2 axles	3 axles	4 axles	5 axles	6 axles
4	34,000				
5	34,000				
6	34,000				
7	34,000				
8	34,000	34,000			
More than 8 less than 9	38,000	42,000			
9	39,000	42,500			
10	40,000	43,500			
11		44,000			
12		45,000	50,000		
13		45,500	50,500		
14		46,500	51,500		
15		47,000	52,000		
16		48,000	52,500	58,000	
17		48,500	53,500	58,500	
18		49,500	54,000	59,000	
19		50,000	54,500	60,000	
20		51,000	55,500	60,500	66,000
21		51,500	56,000	61,000	66,500
22		52,500	56,500	61,500	67,000
23		53,000	57,500	62,500	68,000
24		54,000	58,000	63,000	68,500
25		54,500	58,500	63,500	69,000
26		55,500	59,500	64,000	69,500
27		56,000	60,000	65,000	70,000
28		57,000	60,500	65,500	71,000
29		57,500	61,500	66,000	71,500
30		58,500	62,000	66,500	72,000
31		59,000	62,500	67,500	72,500
32		60,000	63,500	68,000	73,000
33			64,000	68,500	74,000
34			64,500	69,000	74,500
35			65,500	70,000	75,000
36			66,000	70,500	75,500
37			66,500	71,000	76,000
38			67,500	71,500	77,000
39			68,000	72,500	77,500
40			68,500	73,000	78,000
41			69,500	73,500	78,500
42			70,000	74,000	79,000
43			70,500	75,000	80,000
44			71,500	75,500	
45			72,000	76,000	
46			72,500	76,500	
47			73,500	77,500	
48			74,000	78,000	
49			74,500	78,500	
50			75,500	79,000	
51			76,000	80,000	
52			76,500		
53			77,500		
54			78,000		
55			78,500		
56			79,500		
57			80,000		



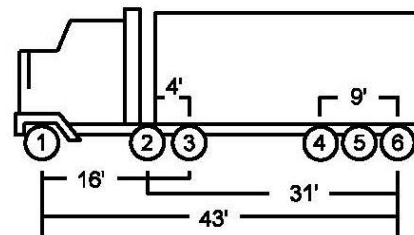
Axle 1 20,000
Axles 2,3 34,000
Axles 1,2,3 54,000



Axle 1 20,000
Axle 2 20,000
Axles 3,4 34,000
Axles 1,2 40,000
Axles 2,3,4 54,000
Axles 1,2,3,4 66,000



Axle 1 20,000
Axles 2,3 34,000
Axles 4,5 34,000
Axles 1,2,3 50,000
Axles 2,3,4,5 68,000
Axles 1,2,3,4,5 80,000

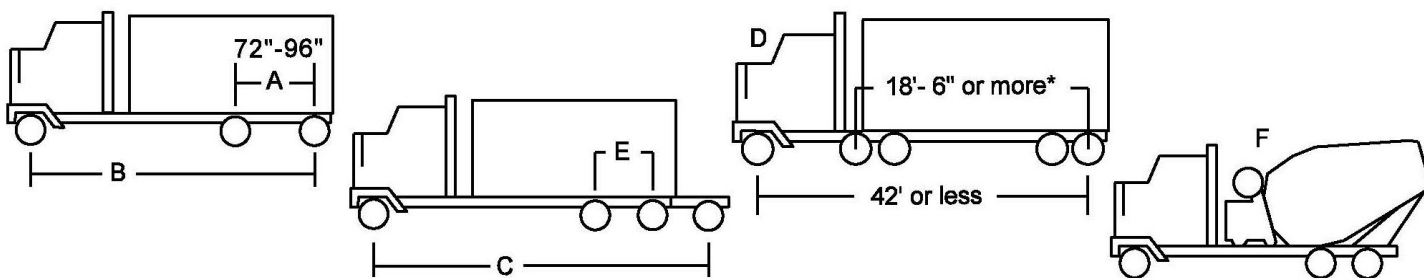


Axle 1 20,000
Axles 2,3 34,000
Axles 4,5,6 42,500
Axles 1,2,3 48,000
Axles 2,3,4,5,6 67,500
Axles 1,2,3,4,5,6 80,000

Exception (3) [66,000
66,500
67,500]

See Table III
for additional information
on Special Haul Vehicles

TABLE III: Special Axle and Gross Weight Allowances for Special Hauling Vehicles



Designated Truck Route System (Class I & II) and Non-Designated Highways

- A. 20,000 lbs. on each axle – total of 36,000 lbs.
- B. See Table II
- C. See Table II
- D. Gross weight of 72,000 lbs., provided the weight shall not exceed 20,000 lbs on a single axle or 34,000 lbs on a tandem.
- E. See Table II
- F. See Note 2 below.

* This requirement does not apply to semitrailers manufactured before September 9th, 1986.

Notes:

1. Special Hauling Vehicles must meet width, height, and length requirements as specified in Table I.
2. 3-axle rear discharge truck mixer registered as a Special Hauling Vehicle, used exclusively for the mixing and transportation of concrete in the plastic state, may, when laden, transmit upon the road surface, except when on part of the National System of Interstate and Defense Highways, the following maximum weights: 22,000 pounds on a single axle; 40,000 pounds on a tandem axle; 54,000 pounds gross weight on a 3-axle vehicle. This vehicle is not subject to the bridge formula.
3. 4-axle truck mixer registered as a Special Hauling Vehicle, used exclusively for the mixing and transportation of concrete in the plastic state, and not operated on a highway that is part of the National System of Interstate Highways, is allowed the following maximum weights: 20,000 pounds on any single axle; 36,000 pounds on a series of axles greater than 72 inches but not more than 96 inches; and 34,000 pounds on any series of 2 axles greater than 40 inches but not more than 72 inches. The gross weight of this vehicle may not exceed the weights allowed by the bridge formula for 4 axles. The bridge formula does not apply to any series of 3 axles while the vehicle is transporting concrete in the plastic state, but no axle or tandem axle of the series may exceed the maximum weight permitted above.
4. 3-axle combination sewer cleaning jetting vacuum truck registered as a Special Hauling Vehicle, used exclusively for the transportation of non-hazardous solid waste, manufactured before or in the model year of 2014, first registered in Illinois before January 1, 2015, may, when laden, transmit upon the road surface, except when on part of the National System of Interstate and Defense Highways, the following maximum weights: 22,000 pounds on a single axle; 40,000 pounds on a tandem axle; 54,000 pounds gross weight on a 3-axle vehicle. This vehicle is not subject to the bridge formula.

Information on the national System of Interstate and Defense Highways is available at:

www.fhwa.dot.gov/programadmin/interstate.cfm

The Designated Truck Route System map is available at:

<https://www.gettingaroundillinois.com/MapView/?config=DTRconfig.json>