



Quick Facts

Illinois Crash Information 2006

Large Trucks*

The size and weight of large commercial trucks compared to passenger cars make motor vehicle crashes involving trucks a particular concern for passenger safety.

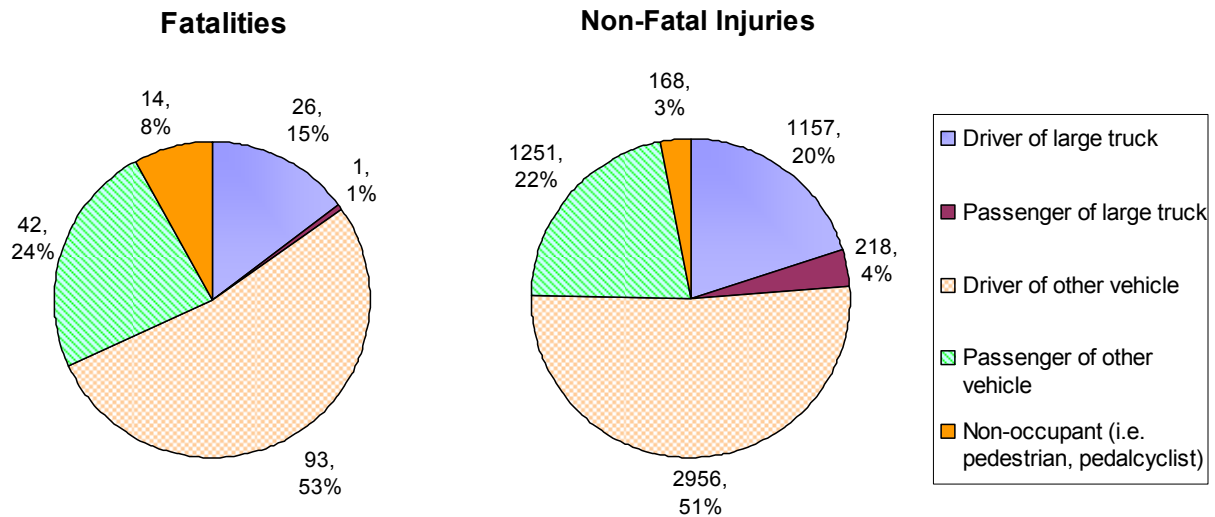
	<u>All Crashes</u>	<u>Crashes Involving One or More Large Trucks</u>
Crashes:	408,851	28,727
Fatal Crashes:	1,136	149
Injury Crashes:	75,376	4,053
Total People Involved:	960,890 ^a	64,390 ^a
Total Fatalities:	1,254 ^a	176 ^a
Total Non-Fatal Injuries:	106,901 ^a	5,750 ^a

^aTotals include occupants and non-occupants; e.g. 960,890 total people = 951,223 occupants + 9,667 non-occupants

Just 28,727 (7.0%) of all 408,851 crashes that occurred in Illinois in 2006 involved large trucks, yet these crashes accounted for 176 (14.0%) of all 1,254 traffic fatalities.

Population Affected

The majority of the fatalities (135 of 176, or 76.7%) and non-fatal injuries (4,207 of 5,750, or 73.2%) that occurred in crashes involving large trucks were among occupants—drivers and passengers—of the other vehicle(s) involved in these crashes, not among occupants of the large trucks themselves.



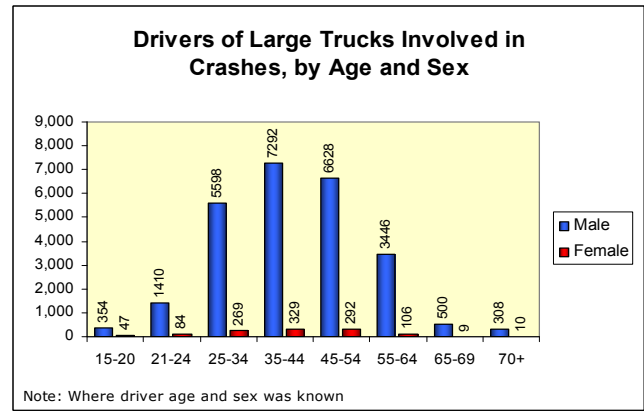
* Large trucks are defined as single-unit trucks and truck tractors with or without trailing units

Note: Data as of May 23, 2008; with 408,851 crash records, 766,704 vehicle records and 960,890 person records

Funding and development of this fact sheet was provided by: Illinois Department of Transportation, Illinois EMSC (a collaborative program between the Illinois Department of Public Health and Loyola University Medical Center) and the CADE Group at the University of Illinois at Chicago. October 2008

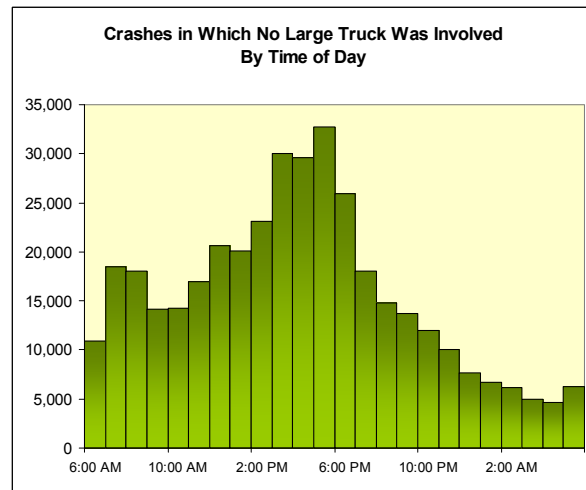
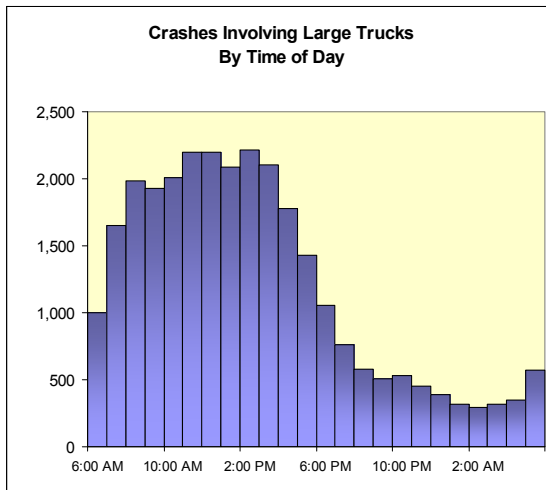
Driver Demographics

- 26,046 (95.7%) of all 27,224 drivers of large trucks involved in crashes in Illinois in 2006 were male[†]
- 20,415 (76.4%) of all 26,692 drivers of large trucks were aged 25 to 54[‡]



Lighting Conditions and Time of Day

- 22,467 (78.6%) of all 28,595 crashes involving large trucks took place in daylight
- 23,707 (83.4%) of all 28,417 crashes involving large trucks took place in clear weather
- Crashes involving large trucks were more likely to take place between 7:00 AM and 6:00 PM than other crashes:



Road Use and Geographic Facts

- 25,338 (88.2%) of all 28,727 crashes involving large trucks took place on roads or highways that were classified as "urban" use
- 16,533 (57.8%) of all 28,727 crashes involving large trucks took place in Cook County
 - In comparison, Cook County accounts for just 31.0% of the average vehicle miles traveled in Illinois[§]

	Crashes Involving One or More Large Trucks n (%)	Crashes Involving No Large Truck n (%)
Chicago	9,397 (32.7%)	109,042 (28.7%)
Suburban Cook County	7,136 (24.8%)	77,493 (20.4%)
Chicago Collar Counties	5,867 (20.4%)	77,749 (20.5%)
Rest of State - Urban	3,215 (11.2%)	58,857 (15.5%)
Rest of State - Rural	3,112 (10.8%)	56,983 (15.0%)

Note: Counties were stratified according to criteria defined by the Behavioral Risk Factor Surveillance System for the Illinois Department of Public Health

[†] Where driver sex was known

[‡] Where driver age was known

[§] Source: Illinois Travel Statistics 2006, Illinois Department of Transportation