SAFETY TIER	SEGMENTS
5% / CRITICAL	
HIGH	
MEDIUM	
LOW	

SAFETY TIER CLASSIFICATIONS:

5% / CRITICAL - LOCATIONS AND SEGMENTS OBSERVE THREE TIMES MORE FATAL, A-INJURY AND B-INJURY CRASHES THAN OTHER NON-CRITICAL SAFETY TIER LOCATIONS.

HIGH - LOCATIONS AND SEGMENTS OBSERVE HIGHER RATES OF FATAL, A-INJURY AND B-INJURY CRASHES, BUT NOT AS HIGH AS THE CRITICAL LOCATIONS.

MEDIUM - LOCATIONS AND SEGMENTS LIKELY OBSERVE FEWER AND LESS SEVERE CRASHES THAN THE CRITICAL AND HIGH SAFETY TIER LOCATIONS.

LOW - LOCATIONS AND SEGMENTS OBSERVE NO CRASHES OR FEWER CRASHES THAT ARE PREDOMINANTLY PROPERTY DAMAGE ONLY CRASHES.

US ROUTE 40
Formosa Road to IL Route 162
PRELIMINARY ENGINEERING STUDY

U.S. ROUTE 40
FORMOSA ROAD TO IL ROUTE 162
2017–2024 CRASH MAPS

N

100′ 0 100′ 200′
SCALE IN FEET

COLLINSVILLE ROAD
FORMOSA ROAD
SPRING VALLEY ROAD
IDOT BUREAU OF OPERATIONS TROY YARD
SAFETY TIER - LOW
SAFETY TIER - LOW
SAFETY TIER - MEDIUM
INTERSECTION SAFETY TIER - LOW
INTERSECTION SAFETY TIER - LOW
STUDY LIMITS
U.S. ROUTE 40
MCT SILVER CREEK TRAIL
MCT SILVER CREEK TRAIL
U.S. ROUTE 40
HAWTHORNE ANIMAL HOSPITAL
FORMOSA ROAD
PLUMMER BUSINESS DRIVE
R.P. LUMBER
RIEDLE DRIVE
ALARTH DRIVE
MILL CREEK
INTERSECTION SAFETY TIER - LOW
SPRING VALLEY ROAD

INJURY TYPE CLASSIFICATIONS:

- TYPE K IS A FATALITY IN WHICH AT LEAST ONE PERSON DIES WITHIN 30 DAYS OF THE CRASH.

- TYPE A IS AN INJURY IN WHICH IS CONSIDERED AN INCAPACITATING INJURY.

- TYPE B IS AN INJURY IN WHICH IS CONSIDERED A NON-CAPACITATING INJURY.

- TYPE C IS A POSSIBLE INJURY BUT NOT EVIDENT.

- TYPE PD IS PROPERTY DAMAGE.

LEGEND
CRASH TYPE, INJURY TYPE (NUMBER OF CRASHES)

- ANGLE, K-FATAL (1)
- ANGLE, A-INJURY (1)
- FIXED OBJECT, A-INJURY (1)
- FRONT TO REAR, A-INJURY (2)
- NON-COLLISION, A-INJURY (1)
- PARKED MOTOR VEHICLE, A-INJURY (1)
- TURNING, A-INJURY (1)
- ANGLE, B-INJURY (2)
- FRONT TO FRONT, B-INJURY (1)
- FRONT TO REAR, B-INJURY (10)
- PEDALCYCLIST, B-INJURY (1)
- PEDESTRIAN, B-INJURY (2)
- TURNING, B-INJURY (11)
- ANGLE, C-INJURY (3)
- FIXED OBJECT, C-INJURY (3)
- FRONT TO REAR, C-INJURY (29)
- PARKED MOTOR VEHICLE, C-INJURY (1)
- SIDESWIPE OPPOSITE DIRECTION, C-INJURY (1)
- TURNING, C-INJURY (12)
- ANGLE, PD (15)
- ANIMAL, PD (14)
- FIXED OBJECT, PD (15)
- FRONT TO FRONT, PD (1)
- FRONT TO REAR, PD (156)
- NON-COLLISION (1)
- OTHER OBJECT, PD (3)
- OVERTURNED, PD (1)
- PARKED MOTOR VEHICLE, PD (2)
- REAR TO FRONT, PD (2)
- SIDESWIPE OPPOSITE DIRECTION, PD (3)
- SIDESWIPE SAME DIRECTION, PD (10)
- TURNING, PD (69)

NUMBER OF SPECIFIED CRASHES AT THE INTERSECTION

U.S. ROUTE 40
FORMOSA ROAD TO IL ROUTE 162
PRELIMINARY ENGINEERING STUDY

VOLKERT

EXHIBIT

SAFETY TIER	SEGMENTS
5% / CRITICAL	
HIGH	
MEDIUM	
LOW	

SAFETY TIER CLASSIFICATIONS:

5% / CRITICAL - LOCATIONS AND SEGMENTS OBSERVE THREE TIMES MORE FATAL, A-INJURY AND B-INJURY CRASHES THAN OTHER NON-CRITICAL SAFETY TIER LOCATIONS.

HIGH - LOCATIONS AND SEGMENTS OBSERVE HIGHER RATES OF FATAL, A-INJURY AND B-INJURY CRASHES, BUT NOT AS HIGH AS THE CRITICAL LOCATIONS.

MEDIUM - LOCATIONS AND SEGMENTS LIKELY OBSERVE FEWER AND LESS SEVERE CRASHES THAN THE CRITICAL AND HIGH SAFETY TIER LOCATIONS.

LOW - LOCATIONS AND SEGMENTS OBSERVE NO CRASHES OR FEWER CRASHES THAT ARE PREDOMINANTLY PROPERTY DAMAGE ONLY CRASHES.

US ROUTE 40
Formosa Road to IL Route 162
PRELIMINARY ENGINEERING STUDY

U.S. ROUTE 40
FORMOSA ROAD TO IL ROUTE 162
2017–2024 CRASH MAPS

N

100′ 0 100′ 200′
SCALE IN FEET

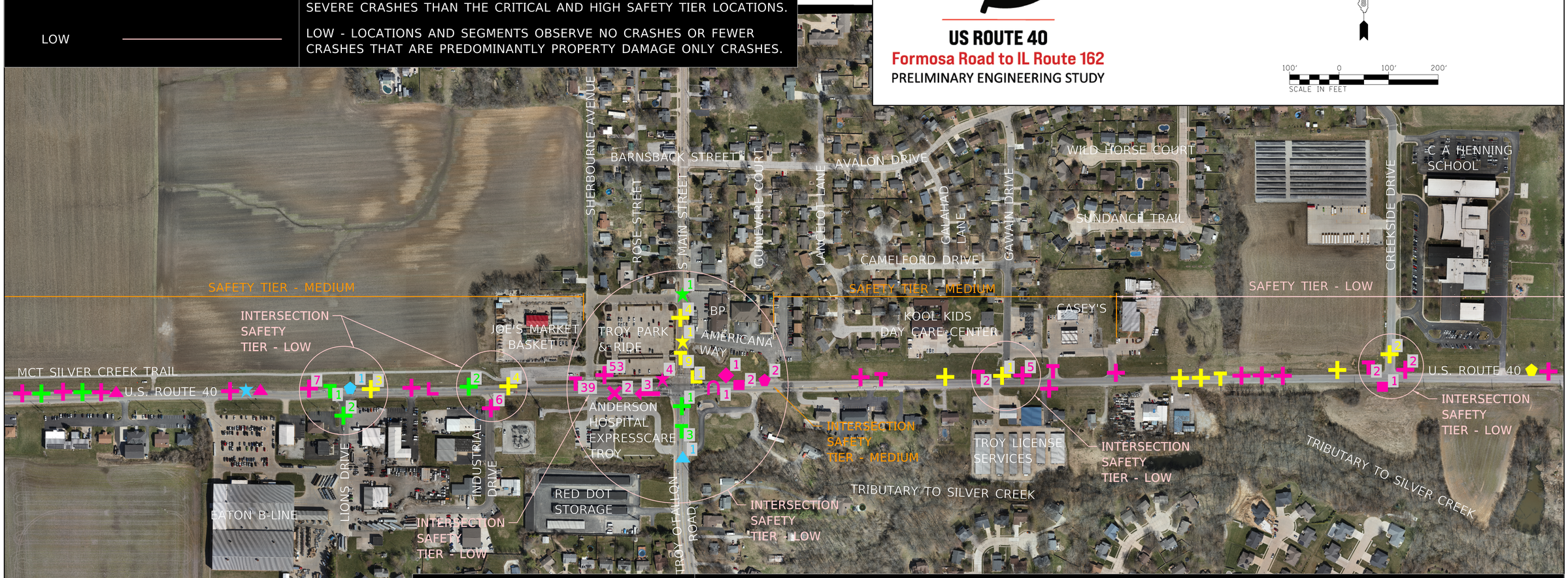

U.S. ROUTE 40
FORMOSA ROAD TO IL ROUTE 162
PRELIMINARY ENGINEERING STUDY

VOLKERT

EXHIBIT
PAGE 2 OF 4

INJURY TYPE CLASSIFICATIONS:

- TYPE K IS A FATALITY IN WHICH AT LEAST ONE PERSON DIES WITHIN 30 DAYS OF THE CRASH.
- TYPE A IS AN INJURY IN WHICH IS CONSIDERED AN INCAPACITATING INJURY.
- TYPE B IS AN INJURY IN WHICH IS CONSIDERED A NON-CAPACITATING INJURY.
- TYPE C IS A POSSIBLE INJURY BUT NOT EVIDENT.
- TYPE PD IS PROPERTY DAMAGE.

LEGEND
CRASH TYPE, INJURY TYPE (NUMBER OF CRASHES)

- ANGLE, K-FATAL (1)
- ANGLE, A-INJURY (1)
- FIXED OBJECT, A-INJURY (1)
- FRONT TO REAR, A-INJURY (2)
- NON-COLLISION, A-INJURY (1)
- PARKED MOTOR VEHICLE, A-INJURY (1)
- TURNING, A-INJURY (1)
- ANGLE, B-INJURY (2)
- FRONT TO FRONT, B-INJURY (1)
- FRONT TO REAR, B-INJURY (10)
- PEDALCYCLIST, B-INJURY (1)
- PEDESTRIAN, B-INJURY (2)
- TURNING, B-INJURY (11)
- ANGLE, C-INJURY (3)
- FIXED OBJECT, C-INJURY (3)
- FRONT TO REAR, C-INJURY (29)
- PARKED MOTOR VEHICLE, C-INJURY (1)
- SIDESWIPE OPPOSITE DIRECTION, C-INJURY (1)
- TURNING, C-INJURY (12)
- ANGLE, PD (15)
- ANIMAL, PD (14)
- FIXED OBJECT, PD (15)
- FRONT TO FRONT, PD (1)
- FRONT TO REAR, PD (156)
- NON-COLLISION (1)
- OTHER OBJECT, PD (3)
- OVERTURNED, PD (1)
- PARKED MOTOR VEHICLE, PD (2)
- REAR TO FRONT, PD (2)
- SIDESWIPE OPPOSITE DIRECTION, PD (3)
- SIDESWIPE SAME DIRECTION, PD (10)
- TURNING, PD (69)

NUMBER OF SPECIFIED CRASHES AT THE INTERSECTION

SAFETY TIER	SEGMENTS
5% / CRITICAL	
HIGH	
MEDIUM	
LOW	

SAFETY TIER CLASSIFICATIONS:

5% / CRITICAL - LOCATIONS AND SEGMENTS OBSERVE THREE TIMES MORE FATAL, A-INJURY AND B-INJURY CRASHES THAN OTHER NON-CRITICAL SAFETY TIER LOCATIONS.

HIGH - LOCATIONS AND SEGMENTS OBSERVE HIGHER RATES OF FATAL, A-INJURY AND B-INJURY CRASHES, BUT NOT AS HIGH AS THE CRITICAL LOCATIONS.

MEDIUM - LOCATIONS AND SEGMENTS LIKELY OBSERVE FEWER AND LESS SEVERE CRASHES THAN THE CRITICAL AND HIGH SAFETY TIER LOCATIONS.

LOW - LOCATIONS AND SEGMENTS OBSERVE NO CRASHES OR FEWER CRASHES THAT ARE PREDOMINANTLY PROPERTY DAMAGE ONLY CRASHES.

US ROUTE 40
Formosa Road to IL Route 162
PRELIMINARY ENGINEERING STUDY

U.S. ROUTE 40
FORMOSA ROAD TO IL ROUTE 162
2017–2024 CRASH MAPS

N

100′ 0 100′ 200′
SCALE IN FEET

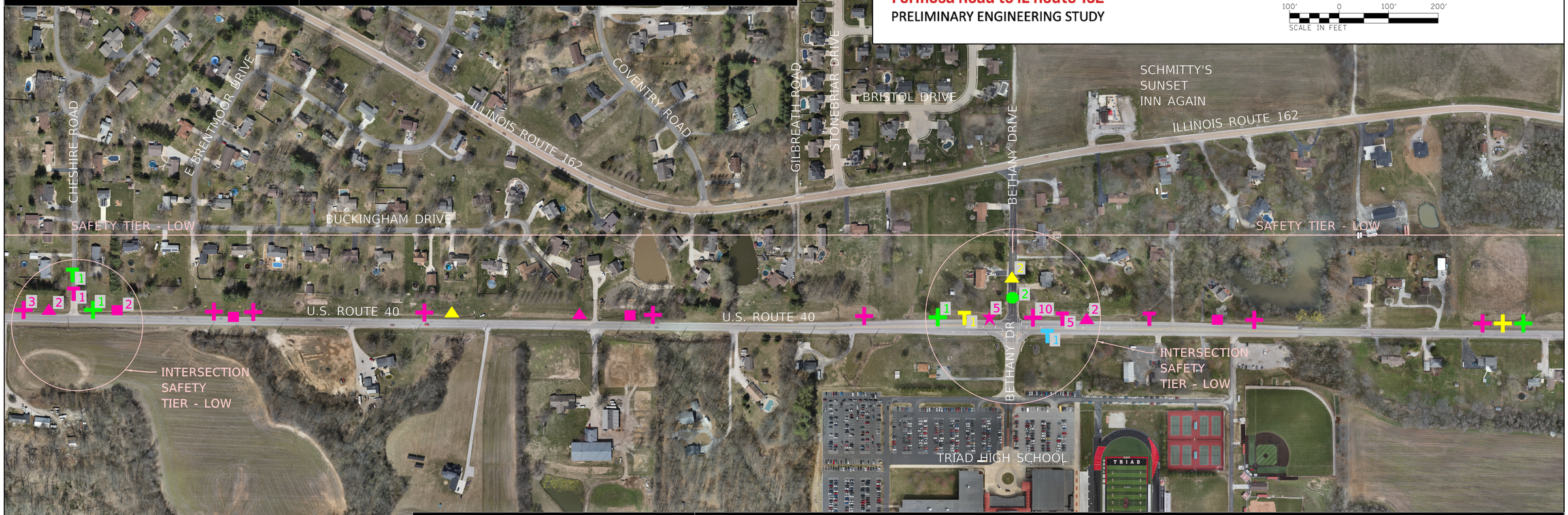

INJURY TYPE CLASSIFICATIONS:

- TYPE K IS A FATALITY IN WHICH AT LEAST ONE PERSON DIES WITHIN 30 DAYS OF THE CRASH.

- TYPE A IS AN INJURY IN WHICH IS CONSIDERED AN INCAPACITATING INJURY.

- TYPE B IS AN INJURY IN WHICH IS CONSIDERED A NON-CAPACITATING INJURY.

- TYPE C IS A POSSIBLE INJURY BUT NOT EVIDENT.

- TYPE PD IS PROPERTY DAMAGE.

LEGEND
CRASH TYPE, INJURY TYPE (NUMBER OF CRASHES)

- ANGLE, K-FATAL (1)
- ANGLE, A-INJURY (1)
- FIXED OBJECT, A-INJURY (1)
- FRONT TO REAR, A-INJURY (2)
- NON-COLLISION, A-INJURY (1)
- PARKED MOTOR VEHICLE, A-INJURY (1)
- TURNING, A-INJURY (1)
- ANGLE, B-INJURY (2)
- FRONT TO FRONT, B-INJURY (1)
- FRONT TO REAR, B-INJURY (10)
- PEDALCYCLIST, B-INJURY (1)
- PEDESTRIAN, B-INJURY (2)
- TURNING, B-INJURY (11)
- ANGLE, C-INJURY (3)
- FIXED OBJECT, C-INJURY (3)
- FRONT TO REAR, C-INJURY (29)
- PARKED MOTOR VEHICLE, C-INJURY (1)
- SIDESWIPE OPPOSITE DIRECTION, C-INJURY (1)
- TURNING, C-INJURY (12)
- ANGLE, PD (15)
- ANIMAL, PD (14)
- FIXED OBJECT, PD (15)
- FRONT TO FRONT, PD (1)
- FRONT TO REAR, PD (156)
- NON-COLLISION (1)
- OTHER OBJECT, PD (3)
- OVERTURNED, PD (1)
- PARKED MOTOR VEHICLE, PD (2)
- REAR TO FRONT, PD (2)
- SIDESWIPE OPPOSITE DIRECTION, PD (3)
- SIDESWIPE SAME DIRECTION, PD (10)
- TURNING, PD (69)

NUMBER OF SPECIFIED CRASHES AT THE INTERSECTION (2)

U.S. ROUTE 40
FORMOSA ROAD TO IL ROUTE 162
PRELIMINARY ENGINEERING STUDY

VOLKERT

EXHIBIT

SAFETY TIER	SEGMENTS
5% / CRITICAL	
HIGH	
MEDIUM	
LOW	

SAFETY TIER CLASSIFICATIONS:

5% / CRITICAL - LOCATIONS AND SEGMENTS OBSERVE THREE TIMES MORE FATAL, A-INJURY AND B-INJURY CRASHES THAN OTHER NON-CRITICAL SAFETY TIER LOCATIONS.

HIGH - LOCATIONS AND SEGMENTS OBSERVE HIGHER RATES OF FATAL, A-INJURY AND B-INJURY CRASHES, BUT NOT AS HIGH AS THE CRITICAL LOCATIONS.

MEDIUM - LOCATIONS AND SEGMENTS LIKELY OBSERVE FEWER AND LESS SEVERE CRASHES THAN THE CRITICAL AND HIGH SAFETY TIER LOCATIONS.

LOW - LOCATIONS AND SEGMENTS OBSERVE NO CRASHES OR FEWER CRASHES THAT ARE PREDOMINANTLY PROPERTY DAMAGE ONLY CRASHES.

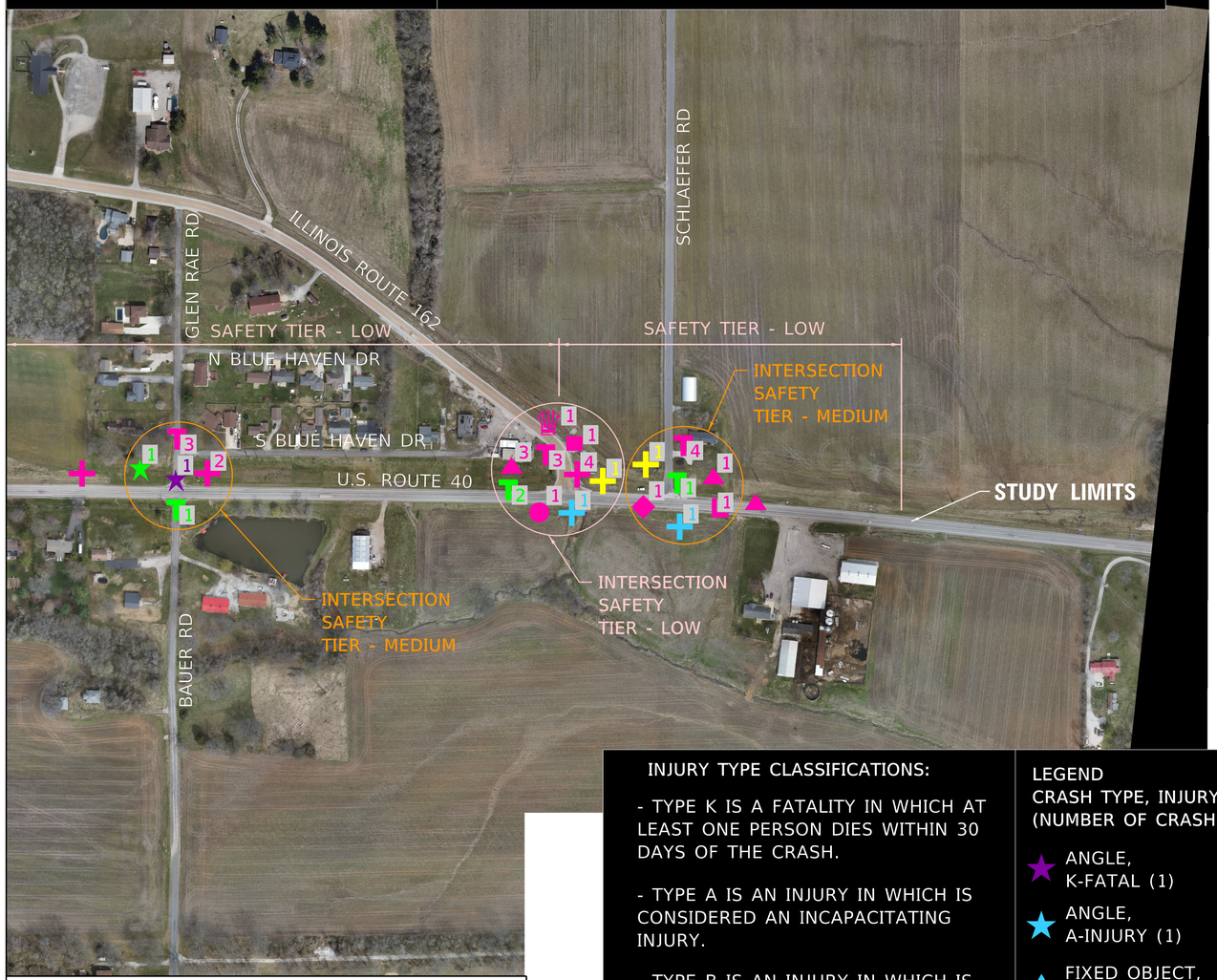

U.S. ROUTE 40
FORMOSA ROAD TO IL ROUTE 162
PRELIMINARY ENGINEERING STUDY

VOLKERT

EXHIBIT
PAGE 4 OF 4

US ROUTE 40
Formosa Road to IL Route 162
PRELIMINARY ENGINEERING STUDY

U.S. ROUTE 40
FORMOSA ROAD TO IL ROUTE 162
2017–2024 CRASH MAPS

N

100′ 0 100′ 200′
SCALE IN FEET

INJURY TYPE CLASSIFICATIONS:

- TYPE K IS A FATALITY IN WHICH AT LEAST ONE PERSON DIES WITHIN 30 DAYS OF THE CRASH.
- TYPE A IS AN INJURY IN WHICH IS CONSIDERED AN INCAPACITATING INJURY.
- TYPE B IS AN INJURY IN WHICH IS CONSIDERED A NON-CAPACITATING INJURY.
- TYPE C IS A POSSIBLE INJURY BUT NOT EVIDENT.
- TYPE PD IS PROPERTY DAMAGE.

LEGEND
CRASH TYPE, INJURY TYPE (NUMBER OF CRASHES)

- ANGLE, K-FATAL (1)
- ANGLE, A-INJURY (1)
- FIXED OBJECT, A-INJURY (1)
- FRONT TO REAR, A-INJURY (2)
- NON-COLLISION, A-INJURY (1)
- PARKED MOTOR VEHICLE, A-INJURY (1)
- TURNING, A-INJURY (1)
- ANGLE, B-INJURY (2)
- FRONT TO FRONT, B-INJURY (1)
- FRONT TO REAR, B-INJURY (10)
- PEDALCYCLIST, B-INJURY (1)
- PEDESTRIAN, B-INJURY (2)
- TURNING, B-INJURY (11)
- ANGLE, C-INJURY (3)
- FIXED OBJECT, C-INJURY (3)
- FRONT TO REAR, C-INJURY (29)
- PARKED MOTOR VEHICLE, C-INJURY (1)
- SIDESWIPE OPPOSITE DIRECTION, C-INJURY (1)
- TURNING, C-INJURY (12)
- ANGLE, PD (15)
- ANIMAL, PD (14)
- FIXED OBJECT, PD (15)
- FRONT TO FRONT, PD (1)
- FRONT TO REAR, PD (156)
- NON-COLLISION (1)
- OTHER OBJECT, PD (3)
- OVERTURNED, PD (1)
- PARKED MOTOR VEHICLE, PD (2)
- REAR TO FRONT, PD (2)
- SIDESWIPE OPPOSITE DIRECTION, PD (3)
- SIDESWIPE SAME DIRECTION, PD (10)
- TURNING, PD (69)

NUMBER OF SPECIFIED CRASHES AT THE INTERSECTION 2