

BIGHAM, ORVILLE
PIN: 1-62-0160-140
BK 2012, PG 699












HAGGARD, DANIELLE
PIN: 1-62-0160-183

WIEGMANN, TREY
PIN: 1-62-0160-150
BK 433, PG 77

ALVIS LAND TRUST
PIN: 1-62-0160-112
BK 244, PG 346

BC RECOVERY LLC
PIN: 1-62-0160-230
BK 2015, PG 3126

LEGEND

-  EDGE OF PAVEMENT
-  EDGE OF HMA SHOULDER
-  EDGE OF AGGREGATE SHOULDER
-  EXISTING RIGHT-OF-WAY
-  PRELIMINARY PROPOSED RIGHT-OF-WAY
-  PRELIMINARY CONSTRUCTION LIMITS
-  PROPOSED GUARDRAIL
-  PROPOSED CURB AND GUTTER
-  PROPOSED TREE REMOVAL
-  EXISTING PIPE CULVERT
-  PROPOSED PIPE CULVERT

