



BLUE RIBBON **COMMISSION**

**on Transportation Infrastructure
Funding and Policy**



COMMISSION MEETING

June 18, 2024

MEETING AGENDA

10:00am:



Introduction (Chair Osman)
Roll Call (Morreale Communications)

10:10am:



Approval of Minutes –May 28, 2024 (Chair Osman)

10:15am:



Multi-Year Program Announcement
(Bureau Chief Sisk)
(Bureau Chief Vanderhoof)

11:00am:



Multi-Year Program Development
(Bureau Chief Woodworth)
(Senior Fiscal Analyst Smith)

11:30am:



New Business (Chair Osman)

11:45am:



Public Comment (Chair Osman)

11:55am:



Next Meeting (Chair Osman)

12:00pm:



Adjourn (Chair Osman)

MEETING MINUTES APPROVAL



- 1 Review of meeting minutes from the **May 28th** Commission meeting.
- 2 Are there any requested changes?

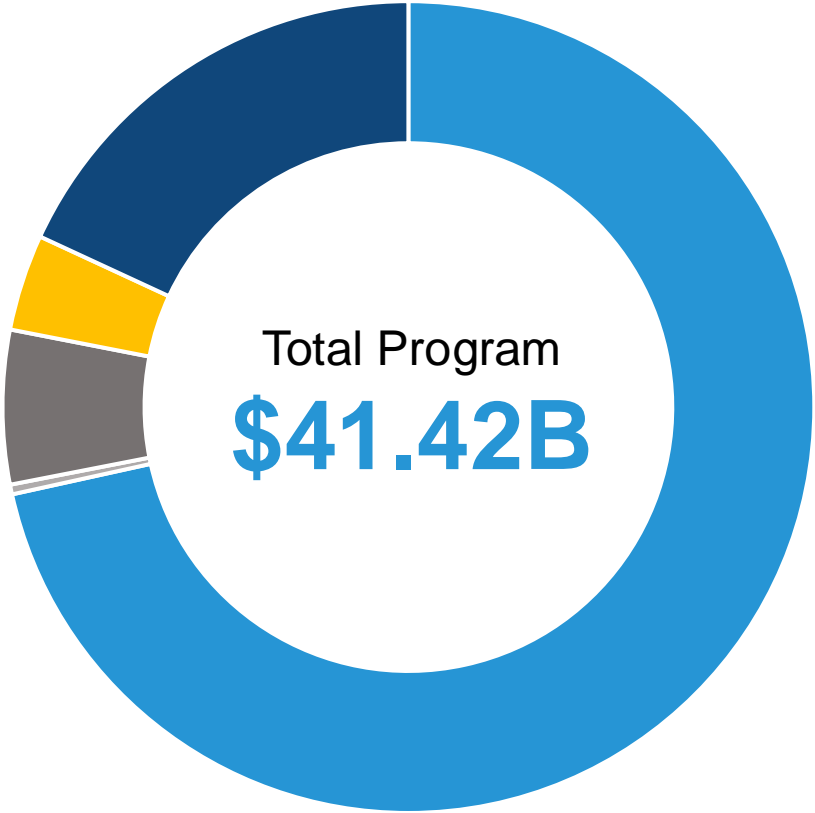
MULTI-YEAR PROGRAM ANNOUNCEMENT



Multi-Year Program Announcement

Led by Bureau Chief Sisk and
Bureau Chief Vanderhoof

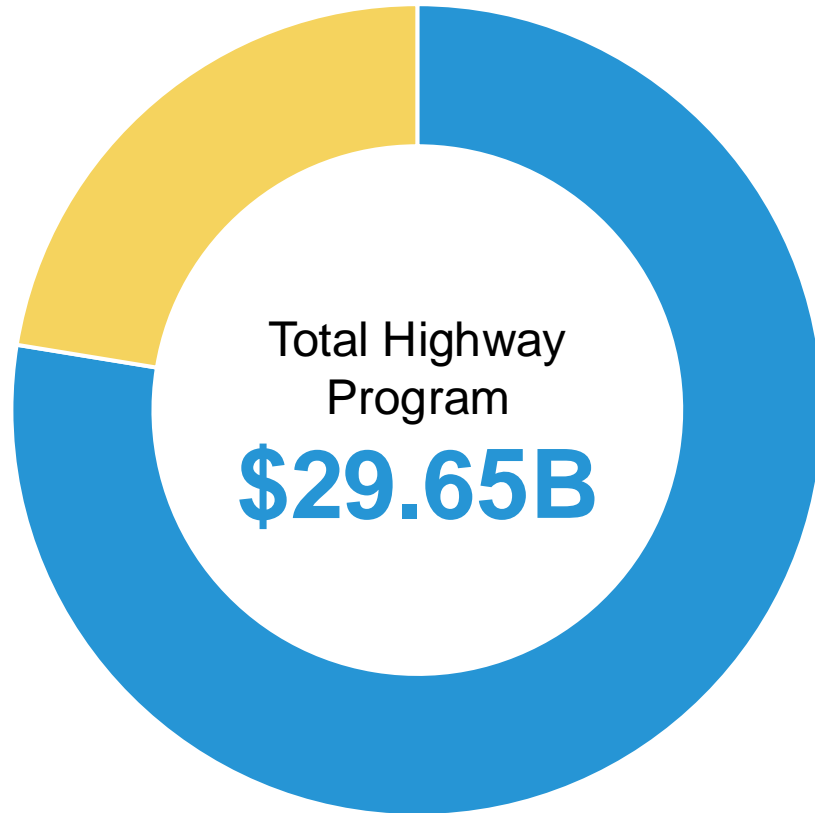
FY 2025-2030 HIGHWAY & MULTIMODAL MYP



Highway	\$29.65B
Other Modes	\$11.77B
Marine	\$160M
Rail	\$2.54B
Aero	\$1.57B
Transit	\$7.5B

■ Highway ■ Marine ■ Rail ■ Aero ■ Transit

FY 2025-2030 HIGHWAY MYP

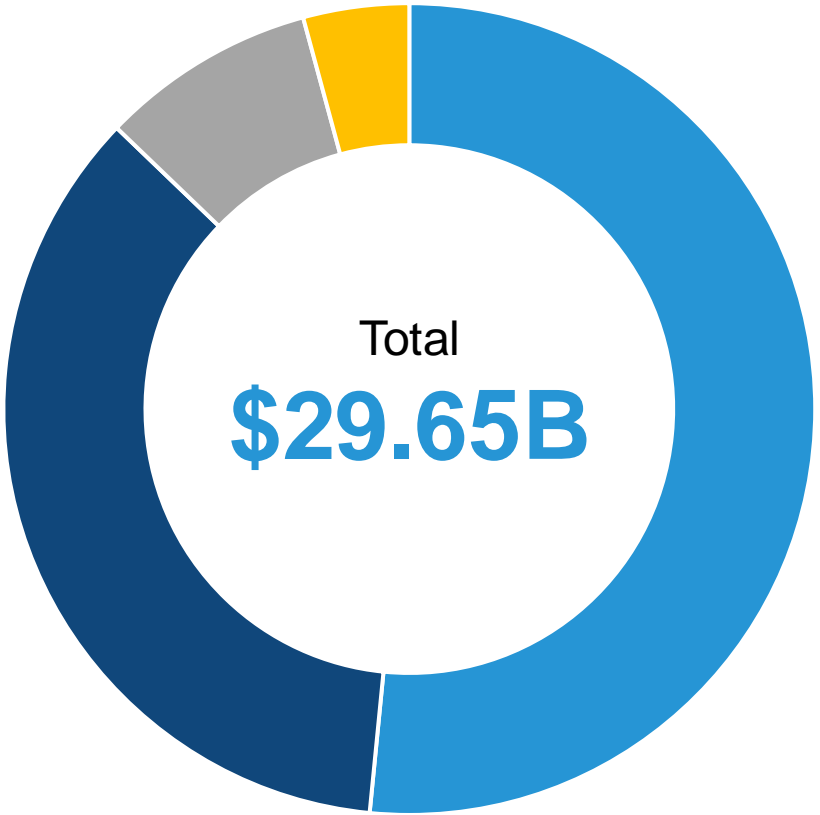


■ State Program ■ Local Program

State Program **\$23.01B**
Local Program **\$6.65B**

- 3,214 Miles of roadway improvements
- 8.88 M square feet deck area of bridges improved
- 75 percent road and bridge maintenance
- 10 percent system expansion

FY 2025-2030 HIGHWAY MYP FUNDING SOURCES



Federal	\$15.288B
State	\$10.563B
Bonds	\$2.55B
Local	\$1.25B

■ Federal ■ State ■ Bonds ■ Local

MULTI-YEAR HIGHWAY PROGRAM

- Fiscally constrained **six-year program**
- Updated annually in the Spring
- Includes highway projects for **both state and local program**

HIGHWAY PROGRAM DEVELOPMENT

Steps

1 Develop Available Revenues

- Fund sources

2 Access Highway Needs

- Data Driven
- TAMP

3 Develop Funding Targets

Restricted Program

- Local Program
- Statewide lines
- Special funding

Unrestricted Program

- State Program

UNRESTRICTED HIGHWAY PROGRAM TARGETS

Based on following metrics:

District demographics

- Lane Miles
- Bridge Deck Area
- Annual Avg Daily Traffic
- Annual Vehicle Miles
- Interstate Vehicle Miles
- Motor Vehicle Registrations

District Needs

- Road Lane Mile Needs
- Bridge Deck Area Needs
- Fatalities

HIGHWAY PROGRAM DEVELOPMENT

Steps (cont'd)

4

Prioritize Projects, Review and Approve and Publish

- Districts prioritize projects based on priorities and funding available
- Projects reviewed by Central office staff for TAMP compliance
- Program approved by Executive office staff

TRANSPORTATION ASSET MANAGEMENT PLAN (TAMP)

- Current TAMP approved as of **January 2023**
- A way of doing business
- Performance-based, data-driven approach
- Maintain assets proactively and in a state of acceptable condition
- Life-cycle planning to lower overall long-term costs
- Emphasis on NHS roads/bridges
- **75% of state program** focused on TAMP improvements

SOAC PAVEMENT CONDITIONS

Road Category	SOAC Goal %	Current %	Projected %
Interstate	90	87	89
Other NHS Routes	90	81	76
Non-NHS Marked	75	64	68
Non-NHS Unmarked	50	65	51

*Projected at end of FY 2030

SOAC BRIDGE CONDITIONS

Bridge Category	SOAC Goal %	Current %	Projected %
Interstate	93	90	91
Other NHS Routes	93	88	86
Non-NHS Marked	90	89	91
Non-NHS Unmarked	90	86	86

*Projected at end of FY 2030

PRIORITIZATION OF NEW CAPACITY IMPROVEMENTS

DATA-DRIVE DECISIONS FOR ILLINOIS

- Performance-based project selection process
- Metrics used:
 - Traffic Operations/Congestion
 - Safety
 - Economic Development
 - Environmental Impacts
 - Regional rating

Multimodal Programs

- Marine - **\$160M**
- Aeronautics - **\$1.57B**
- Rail - **\$2.54B**
- Transit - **\$7.5B**

MARINE - \$160M TOTAL

Primarily State Funding with federal formula and grants

Rebuild Illinois – The Illinois Port Capital Investment Grant Program

- \$40M dedicated to Cairo (Multimodal Transportation Bond Fund)
- \$110M competitively programmed (Multimodal Transportation Bond Fund)

Illinois Competitive Freight Program (Intermodal Projects – Marine)

- 2022 program awarded \$15.4M (National Highway Freight Program)

Other Federal Discretionary Grants

AERONAUTICS - \$1.57B

Primarily Federal Formula and Local funding (airport fees)

- General Aviation Airports - **72%**
- Reliever Airports - **12%**
- Primary Airports - **16%**

- Federal - **82.2%**
- State - **1.8%** (*FY 25 program no longer includes RBI*)
- Local - **16%**

AERONAUTICS

REBUILD ILLINOIS - Illinois Airport Capital Investment Program (Programmed in prior years)

Airport Improvement Program (AIP) – majority of \$391M

FAA national Priority Ranking System used to identify projects

- **Safety/Security**
Projects required to make the airport facilities secure and ensure the safety of aircraft operations
- **Preservation**
Projects to preserve the functional or structural integrity of the airport
- **Standards**
Projects required to bring the airport up to design standards for current aircraft using the facility
- **Upgrade**
Projects required to allow the airport to accommodate larger aircraft that can carry more passengers or cargo
- **Capacity**
Expansion projects required to accommodate more aircraft at peak times

RAIL - \$2.54B

Illinois is the rail hub of North America.

All Class I Railroads, 4 Regional and 36 Short line RRs.

- 9,532 of Track. 7,729 operated by Class I RRs
- Federal - **\$367.1M**
- State - **\$1.94B**
- Local - **\$104.8M**
- Private - **\$133.1M**

RAIL

CREATE – Chicago Region Environmental and Transportation Efficiency Program

MYP cites numerous federal discretionary awards for CREATE as well as RBI

- Chicago – St. Louis High Speed Rail
- Springfield -10th Street Corridor Consolidation - Passenger and Freight Rail
- CREATE 75th Street Corridor Improvement Projects
- CREATE Project WA1 Ogden Junction
- CREATE Project GS9 Archer Avenue and Belt Railway of Chicago Grade Separation
- CREATE Project EW3A Pullman Junction
- CREATE Project WA11 Dolton Junction Interlocking
- CREATE Project GS11 Columbus Avenue and Belt Railway of Chicago Grade Separation

TRANSIT - \$7.5B

- Most transit funding is locally programmed. Links are provided to urban/rural operators
- MYP identifies IDOT administered funding such as:
 - Rural Area Formula Grants (FTA 5311)
 - Bus and Bus Facility Grants (FTA 5339)
 - State Public Transportation Fund
 - RBI Downstate Transit Improvement Fund
 - State Bond Programs (Series B, Multimodal)

MULTI-YEAR PROGRAM DEVELOPMENT



Multi-Year Program Development

Led by Bureau Chief Woodworth and
Senior Fiscal Analyst Smith

NEW BUSINESS



Is there any **new business** the Commission would like to discuss?

PUBLIC COMMENT



We will now open the floor for **public comment.**

NEXT MEETING



The date of the next Commission meeting is **Tuesday, July 23rd.**

ADJOURN



THANK YOU!


BLUE RIBBON
COMMISSION

on Transportation Infrastructure
Funding and Policy

